

DESCRIPTION

BALDUR is a configurable linear trunking system which combines a slender design with optimal flexibility through a selection of luminaire modules, light distributions, system configurations, and mounting options. The trunking system forms the backbone of the BALDUR product line by providing the electrical and mechanical infrastructure, which may be configured into rows or square, rectangular, and cross grid patterns tailored to the interior space. Multiple trunks connect together with couplers that are automatically included for simplified ordering. Luminaire modules, accent fixtures, and cover plates snap into the trunk using the unique ClickFast™ system. Once installed, the system can be reconfigured without the use of tools by maintenance personnel, a key feature for retail applications.



Date: _____ Type: _____ Catalog Number: _____
Project Name: _____

CONFIGURING YOUR SYSTEM

Contact Nordeon USA for assistance in configuring your system.

- 1) Determine trunk length
- 2) Select linear luminaire modules
- 3) Select accent spot modules
- 4) Select blind plates, track rails, and occupancy sensor modules
- 5) Select coupling pieces, end caps, X-L-T-W connectors
- 6) Select suspension and power supply cables, and canopies

PRODUCT SPECIFICATIONS

LUMEN EFFICIENCY (LM/W)	Up to 125 lm/W on system level
LED MODULE	LED Line 1R up to 155 lm/W
LIFETIME	Linears: 100,000 hours L80 at 25° C Spot modules: 70,000 hours L80 at 25° C
CCT	3000K, 3500K, or 4000K. Consult factory for availability of other color temperatures.
COLOR RENDERING	Ra > 80
LED DRIVER	0-10V, 120-277V; 347V optional DALI optional
OPTICS	Optics from PMMA available in the following distribution options: narrow beam, medium beam, wide beam, double-asymmetrical, wallwash, narrow beam diffused, and diffused architectural
LUMEN OUTPUT	4000 or 6000 lm for 3.7ft units; 6000 or 9000 lm for 5.5ft units; 9000 or 12000lm for 7.4ft units
MOUNTING OPTIONS	Brackets for suspension with steel cables, chains, or surface mounting
FINISH	Lacquered steel in white (RAL9016) or black (RAL9005)
CERTIFICATION	CSA/US for Damp locations DesignLights Consortium® (DLC) qualified product. See listed models on page 4.
PROTECTION CLASS	I
PROTECTION LEVEL	IP40

LIGHT UNIT CAT. NO.	DESCRIPTION	INPUT RATINGS #
BL4-3.7FT	3.7 ft Nominal LED Module Gear Tray (4000 lm)	120V-277V 0.32A-0.15A 37W 50/60Hz
BL6-3.7FT	3.7 ft Nominal LED Module Gear Tray (6000 lm)	120V-277V 0.48A-0.21A 57W 50/60Hz
BL6-5.5FT	5.5 ft Nominal LED Module Gear Tray (6000 lm)	120V-277V 0.48A-0.21A 57W 50/60Hz
BL9-5.5FT	5.5 ft Nominal LED Module Gear Tray (9000 lm)	120V-277V 0.61A-0.26A 72W 50/60Hz
BL9-7.4FT	7.4 ft Nominal LED Module Gear Tray (9000 lm)	120V-277V 0.61A-0.26A 72W 50/60Hz
BL12-7.4FT	7.4 ft Nominal LED Module Gear Tray (12000 lm)	120V-277V 0.86A-0.38A 95W 50/60Hz

TRUNKING

MODEL	WIRING	LENGTH	FINISH	OPTION
BT Trunk with Downlight	7W 7 Wires	3.7 3'-8¼"	BL Black (RAL9005)	UP3000K 3000K Uplight
	9W 9 Wires	5.5 5'-6¾"	WH White (RAL9016)	UP3500K 3500K Uplight
		7.4 7'-4½"	SI Silver (RAL 9006)	UP4000K 4000K Uplight
		11 11'-0¾"		



WIRING

The standard trunk is a seven wire system, allowing both 0-10v dimming and emergency lighting. A nine wire system is available for DALI and emergency lighting. Contact factory for lead times on the nine wire system.

CONNECTOR SPACING

Connector spacing is located on 2' nominal centers, providing maximum flexibility when integrating lighting modules into the trunk.

LENGTH

Available in four standard sizes. Trunks are connected together with couplers. For extended runs, select the longer trunk lengths to minimize material and simplify installation. Contact customer service for assistance in developing your system. Standard finishes are white, silver, or black. Special colors available on request.

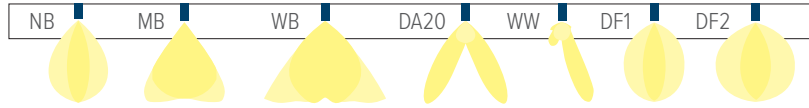
TRUNKING w/ UPLIGHTING

Models are available in 3000K, or 4000K at 80CRI. Driver is integral to the trunk.

TRUNKING w/ UPLIGHT SUMMARY

Trunk length (Nominal)	Wattage	3000K		3500K		4000K	
		Lumens	Efficacy (LPW)	Lumens	Efficacy (LPW)	Lumens	Efficacy (LPW)
3.7'	13W	1418	109.1	1447	111.3	1491	114.7
5.5'	22W	2340	106.4	2388	108.5	2460	111.8
7.4'	30W	3206	106.9	3271	109.0	3370	112.3
11'	47W	5064	107.7	5167	109.9	5322	113.2

ORDERING INFORMATION



LIGHT MODULES

MODEL	LUMENS	CCT	VOLTAGE	OPTIC	LENGTH	FINISH	DIMMING
BL	4 4000 lumens only in 3.7'	3000K	UNV 120-277v	WB Wide Beam	3.7 3'-8¼"	WH White (RAL9016)	DIM 0-10v, 5% dimming
BLE* With Emergency Battery Back-up in 5.5' or 7.4' lengths only	6 6000 lumens in 3.7' or 5.5'	3500K*		MB* Medium Beam	5.5 5'-6¾"	BL Black (RAL9005)	DIM-1 0-10v, 1% dimming, not available in 7.4'
	9 9000 lumens in 5.5' or 7.4'	4000K*		NB Narrow Beam	7.4 7'-4½"	SI Silver (RAL 9006)	
	12 12000 lumens only in 7.4'			DA20-O* Batwing			
				WW* Wallwash			
				DF1 NB Diffused			
				DF2** Classic Diffused			

**Requires different end-cap set

LUMEN OUTPUT

Each module length is available in two lumen packages. 3.7ft modules may be 4000 or 6000 lumens. 5.5ft modules may be 6000 or 9000 lumens. 7.4ft modules may be 9000 or 12000 lumens.

COLOR TEMPERATURES

Color temperatures may be 3000K, 3500K, or 4000K with CRI greater than 80.

DLC

DLC is available for the models in 3500K or 4000K color temperatures with medium, batwing, or wall wash distributions.

DRIVER

Driver is universal voltage and accommodates 120v through 277v input at 50 or 60Hz. A DALI dimmable driver is available on request, as well as a 347V driver. Contact factory for additional information.

LIGHT DISTRIBUTIONS

Light distributions are available in a wide variety of options. Optics include narrow, medium, and wide distributions, as well as specialized optics for wall-washing, aisle lighting, and high visual comfort. Note that the DF2 optic requires a different set of end-caps.

LENGTH

The 3.7' module is available in 37 watts or 52 watts.
The 5.5' module is available in 52 watts or 72 watts.
The 7.4' length is available in 72 watts or 96 watts.

FINISH

Available in white or black and match the color of the trunking parts.

DIMMING

DALI (120-277V) or 0-10V dimming available on request.

ORDERING INFORMATION

SKADI ECO modules are equipped with 1 or 2 LED spots for accent lighting. The spots are available in lumen packages of 1600 or 3000 lumens per luminaire. A selection of beam spreads and color temperatures expands options. The LEDs offer a choice of color rendering indexes greater than 80 or 90 to satisfy the demands of retail and display applications. Luminaires are finished to match the system components.



ACCENT MODULE - SKADI ECO SPOT

MODEL	WATTAGE	VOLTAGE	CCT / CRI		OPTIC	FINISH	OPTION
SKE1 Skadi Eco with 1 Spot Module	19W 1 × ~1600lm	UNV 120-277v	830 3000K, CRI>80	930 3000K, CRI>90	NB Narrow Beam 15°	BL Black (RAL9005)	DIM 0-10v Dimming
	28W 1 × ~3000lm		835 3500K, CRI>80	935 3500K, CRI>90	MB Medium Beam 23°	WH White (RAL9016)	
SKE2 Skadi Eco with 2 Spot Modules	38W 2 × ~1600lm	UNV 120-277v	840 4000K, CRI>80	940 4000K, CRI>90	WB Wide Beam 45°	SI Silver (RAL 9006)	
	45W 2 × ~3000lm						

Wally A is a versatile lighting instrument well suited for wall washing, accenting, and general illumination in interior applications. The die-cast aluminum accent luminaire with yoke is horizontally and vertically adjustable on a single tray for easy installation into the Baldur trunking system.

ACCENT MODULE - WALLY A

MODEL	CCT/CRI	VOLTAGE	OPTIC	LENGTH	FINISH
BDWA Baldur Wally Accent	930 3000K at 90CRI	UNV 120-277v	WB Wide Beam	1.8FT 1.8' Nominal Length	BL Black (RAL9005)
	840 4000K at 80CRI				WH White (RAL9016)
					SI Silver (RAL 9006)



Wally AL with Linear assembly consists of a die-cast aluminum accent luminaire with yoke for horizontal and vertical adjustment and separate linear optics on a single tray for easy installation into the Baldur trunking system.

ACCENT MODULE - WALLY AL

MODEL	CCT/CRI	VOLT	OPTIC (ACCENT)	OPTICS (LINEAR)	LENGTH	FINISH
BDWAL Baldur Wally Ac- cent with Linear	930 3000K at 90CRI	UNV 120-277v	WB Wide Beam	NB Narrow Beam	DF1 Narrow Beam Diffused	1.8FT 1.8' Nominal Length
				MB Medium Beam	DF2 Classic Diffused	
	840 4000K at 80CRI			WB Wide Beam	DA20-O Batwing	WH White (RAL9016)
				WW Wall Wash		SI Silver (RAL 9006)



BALDUR blind plates are used to close the system where luminaires are not required. The plates are finished to match the system for a consistent appearance. Available in metal or plastic, both are equipped with the NORDEON *ClickFast™* system for fast and easy installation.

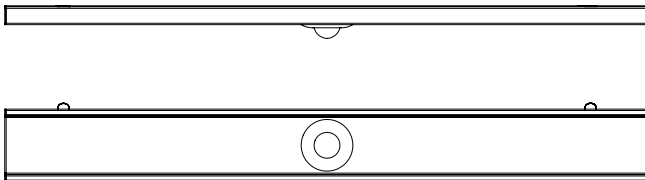
BLIND PLATES

MODEL	MATERIAL	LENGTH	FINISH
BBP Baldur Blind Plate	M Metal	1.8 1'-10 1/8"	BL Black (RAL9005)
		3.7 3'-8 1/4"	WH White (RAL9016)
		5.5 5'-6 3/8"	SI Silver (RAL 9006)

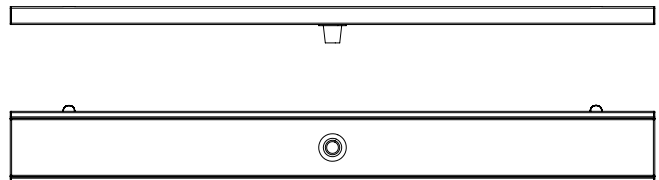
ORDERING INFORMATION

BALDUR track rail offers the flexibility of using track heads from other manufacturers with the BALDUR trunking system. All track heads with NORDIC 2-phase adapter can be mounted in the rail. Actual track section is 24".

TRACK RAIL			
MODEL	LENGTH	VOLTAGE	FINISH
B2P Baldur Track	3.7 FT	120V	BL Black (RAL9005)
		277V	WH White (RAL9016)
			SI Silver (RAL 9006)



Occupancy Sensor



Daylight Sensor

The BALDUR system offers options for occupancy or daylight sensors. The sensors are mounted on a 2ft blind plate (1.8' nominal) and can easily be snapped into the trunk.

OCCUPANCY SENSOR / DAYLIGHT SENSOR				
MODEL	LENGTH	FINISH	MOUNTING	
BCO Occupancy Sensor	1.8 1.8 FT	BL Black (RAL9005)	SFR25 25' max height	
		WH White (RAL9016)		
BDS Daylight Sensor		SI Silver (RAL 9006)		

ORDERING INFORMATION

The metal couplers connect piece connects two trunking parts. This part slides into both trunks to create a seamless stable light line. The number of couplers required is the number of trunks ordered in each run minus one.

COUPLERS	
MODEL	
BCP	

The end-caps close the light line. One set of end-caps is required per line. The end-caps come in sets, therefore simply order as many end-cap sets as you have light lines.

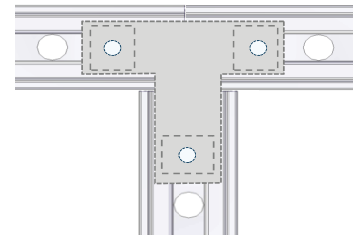
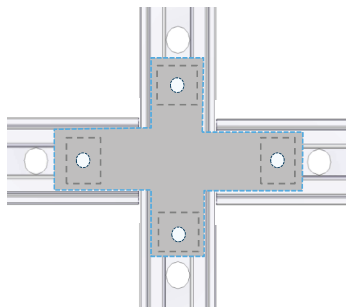
END-CAP SETS	
PART	FINISH
BEC	BL Black (RAL9005)
ODI Only for DF2 optic	WH White (RAL9016)
	SI Silver (RAL 9006)



BALDUR units can be mechanically connected to achieve the desired shape.

X-L-T CORNERS

PART	
BXC	X-connector
BLC	L-connector
BTC	T-connector



ORDERING INFORMATION



MOUNTING BRACKETS

PART	TYPE	FINISH
BMB	EYE Eye	SS Stainless Steel
	SM Surface Mount	
	T T-profile	
	AIR Aircraft Cable	
	RT Ring-tail Suspension	
	BTC Wall Bracket	

Suspension cables are offered for suspended mounting of the Baldur fixture. Three standard lengths (10ft, 15ft and 20ft) are offered and can be cut on site. Custom lengths available on request.

Each Baldur run requires at least one power supply cable. Depending on the length of the run, more power supply cables might be required.

SUSPENSION CABLES

PART	LENGTH
BSC	10 FT
	15 FT
	20 FT

POWER SUPPLY CABLES

PART	CONDUCTOR	LENGTH	FINISH
PCB	3-CONDUCTOR	10 FT	BL Black (RAL9005)
	5-CONDUCTOR	15 FT	WH White (RAL9016)

Canopies for suspended ceiling installations are offered as well. Both non-power and power feed canopies are available.

CANOPIES

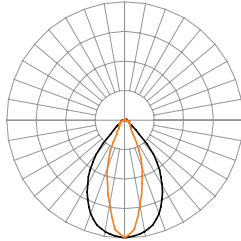
KIT/CANOPY	OPENING	FINISH
KIT-CAN	2" NON-POWER	BL Black (RAL9005)
	5" POWER	WH White (RAL9016)
	5" POWER/SUSPENSION Includes additional 2" opening for suspension	

PHOTOMETRICS

NARROW BEAM

BL9000-NB-7.4FT.IES

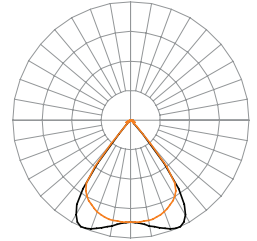
CIE Type	Direct
Center Beam Candlepower	10,470
Spacing Criterion (0-180°)	1.02
Spacing Criterion (90-270°)	.56
Total Lumens	9,056



MEDIUM BEAM

BL9000-MB-7.4FT.IES

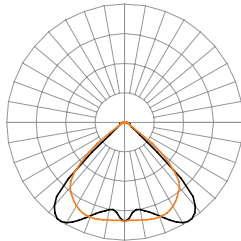
CIE Type	Direct
Center Beam Candlepower	7,462
Spacing Criterion (0-180°)	1.36
Spacing Criterion (90-270°)	1.26
Total Lumens	9,008



WIDE BEAM

BL9000-WB-7.4FT.IES

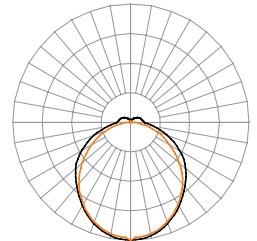
CIE Type	Direct
Center Beam Candlepower	4,610
Spacing Criterion (0-180°)	1.68
Spacing Criterion (90-270°)	1.42
Total Lumens	9,005



DF2 DIFFUSED

BL9000-DF2-7.4FT.IES

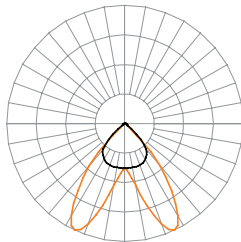
CIE Type	Direct
Center Beam Candlepower	2,844
Spacing Criterion (0-180°)	1.22
Spacing Criterion (90-270°)	1.22
Total Lumens	9,017



DA20 BATWING

BL9000-DA20-7.4FT.IES

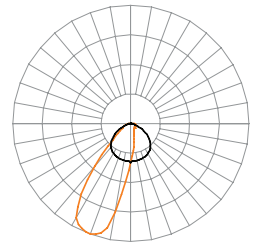
CIE Type	Direct
Center Beam Candlepower	6,700
Spacing Criterion (0-180°)	1.36
Spacing Criterion (90-270°)	1.72
Total Lumens	9,002



WALL WASH

BL9000-WW-7.4FT.IES

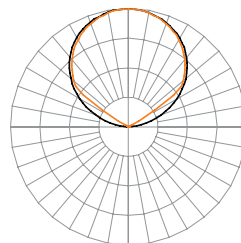
CIE Type	Direct
Center Beam Candlepower	8,291
Spacing Criterion (0-180°)	1.32
Spacing Criterion (90-270°)	.34
Total Lumens	9,018



BT UPLIGHT - 3000K (8FT TRUNK)

BT/UP-3000K.IES

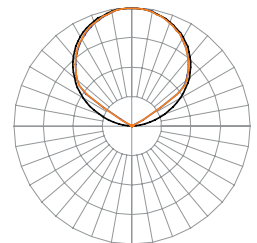
CIE Type	Indirect
Center Beam Candlepower	1,208
Spacing Criterion (0-180°)	n/a
Spacing Criterion (90-270°)	n/a
Total Lumens	3,206



BT UPLIGHT - 4000K (8FT TRUNK)

BT/UP-4000K.IES

CIE Type	Indirect
Center Beam Candlepower	1,270
Spacing Criterion (0-180°)	n/a
Spacing Criterion (90-270°)	n/a
Total Lumens	3,369

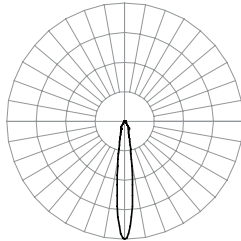


PHOTOMETRICS

SKADI ECO - 19W - NARROW BEAM - 3000K - 90CRI

SK-E-1-19W-930-NB.IES

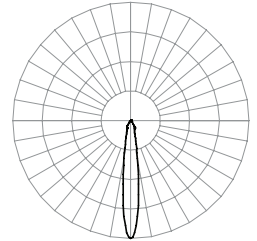
CIE Type	Direct
Center Beam Candlepower	10,736
Beam Width)	15°
Spacing Criterion)	.26
Total Lumens	1,709



SKADI ECO - 28W - NARROW BEAM - 3000K - 90CRI

SK-E-1-28W-930-NB.IES

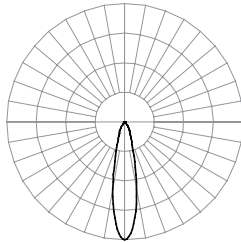
CIE Type	Direct
Center Beam Candlepower	20,208
Beam Width)	15°
Spacing Criterion)	.26
Total Lumens	3,218



SKADI ECO - 19W - MEDIUM BEAM - 3000K - 90CRI

SK-E-1-19W-930-MB.IES

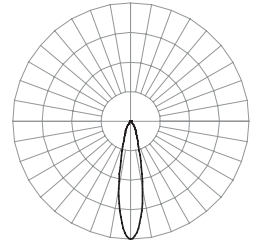
CIE Type	Direct
Center Beam Candlepower	8,170
Beam Width)	23°
Spacing Criterion)	.40
Total Lumens	1,952



SKADI ECO - 28W - MEDIUM BEAM - 3000K - 90CRI

SK-E-1-28W-930-MB.IES

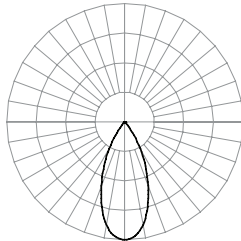
CIE Type	Direct
Center Beam Candlepower	13,456
Beam Width)	23°
Spacing Criterion)	.40
Total Lumens	3,215



SKADI ECO - 19W - WIDE BEAM - 3000K - 90CRI

SK-E-1-19W-930-WB.IES

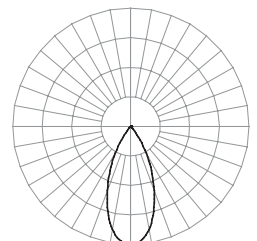
CIE Type	Direct
Center Beam Candlepower	3,407
Beam Width)	45°
Spacing Criterion)	.72
Total Lumens	1,951



SKADI ECO - 28W - WIDE BEAM - 3000K - 90CRI

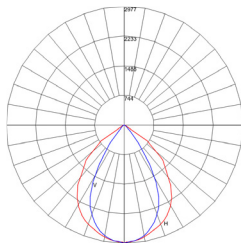
SK-E-1-28W-930-WB.IES

CIE Type	Direct
Center Beam Candlepower	5,611
Beam Width)	45°
Spacing Criterion)	.72
Total Lumens	3,048



WALLY - 3000K - 90CRI

Color Temperature	3000K
CRI	90
Horizontal Beam Angle (50%)	87.7°
Vertical Beam Angle (50%)	60.6°
Maximum Candela	2977 cd
Delivered Lumens	4,042



WALLY - 4000K - 80CRI

Color Temperature	4000K
CRI	80
Horizontal Beam Angle (50%)	87.7°
Vertical Beam Angle (50%)	60.6°
Maximum Candela	3369 cd
Delivered Lumens	4,574

